



ISSUE 5: Fall 2015

TOTALHOME

RENOVATION MAGAZINE



RENOVATION
SPOTLIGHT:

Living It Up

Young Couple Lives Through
Second Storey Addition

INSIDE:

Guide To Bathroom Renovations

Putting It All Together

The Art of Interior Design & Decorating




Don't heat the outdoors.



New insulation keeps the heat inside your home where it belongs.

One of the highest operating expenses homeowners face is the cost of heating their house. Replacing your home's insulation with polyurethane foam insulation will help insure that you retain the heat you've already paid for. Don't heat the outdoors this winter, talk with the experts at Way-Mar about replacing your insulation and improving your home's energy efficiency.

519-699-4236 www.waymar.ca



MESSAGE from the president

ENJOYING THE LITTLE THINGS OF EVERYDAY LIFE

One of the most enjoyable parts of Autumn is settling back into the routines of everyday life. Don't let that be confused with boredom or dullness, though. Routines are where we find much of life happens with the little things that make the biggest differences. It changes the boring and mundane to invigorating and gratifying. At home, these things are found in the spaces we use everyday, especially kitchens and bathrooms. Your daily shower can be a luxurious time of personal escape. Extra countertop space can make for easier prepping of your favourite meals. It's the little things that make our homes unique to our needs and customized to our pleasures. If your daily routines have blurred into mundane chores, then it may be time to reinvent your everyday spaces. As we plan our Fall and Winter work schedule, talk to us about how we can take the boring out of your daily routines and replace it with a little more enjoyment.



Warmest Regards,

DARRELL MARTIN
PRESIDENT

Visit Our Website:

Read Total Home Magazine Online



www.waymar.ca



Find out what people think of Way-Mar.
Visit our customer testimonial page.

Contact Us

www.waymar.ca
admin@waymar.ca
519.699.4236

3585 Ament Line, RR3
Wallenstein, Ontario
N0B2S0

Pam

WATERLOO, ON
SERVICE: ROOFING



“They were friendly and professional. We would highly recommend Way-Mar to all our family and friends.”

Steve

BELWOOD, ON
SERVICE: DOORS & WINDOWS, ROOFING, SIDING, INSULATION



“We were very happy with the work, workmanship and overall professionalism.”

GUIDE TO BATHROOM RENOVATIONS

Thinking about a new bathroom? Here are some helpful tips that will help you plan ahead and receive a budget that's accurate. There's a lot of homework that needs to be done before renovating your bathroom, but considering its everyday use, a little effort up front can really pay off.

SCOPE

What are you trying to achieve with your bathroom reno?

REFRESH & REPLACE

New fixtures, flooring and a coat of paint can do a lot to revitalize a bathroom. Replacing your flooring, toilet, vanity, sink and shower can be cost effective and may not require any permits.

Starting budget **\$10,000** Average budget **\$12,500**

REARRANGING THE SPACE

Maximize the space you have by improving the design and changing the layout, but within the same footprint. This usually involves some construction, new plumbing, flooring and all new fixtures.

Starting budget **\$17,000** Average budget **\$20,000**

BIGGER & BETTER

Start your new bathroom with a plan that includes everything you want, including extra space and perhaps a few luxuries. Drawings, new construction, new plumbing, flooring and new fixtures will all be part of the project.

Starting budget **\$30,000** Average budget **\$40,000**

LOOKING FOR LUXURY?

STEAM SHOWER

Sooth away your stress in your own home spa with a multi-sensory embrace of aroma, audio, light, steam and heat.



HEATED TOWEL BAR

Make a smooth transition and avoid that cold air shock with warm towels at the ready.



SINK

Ceramic sinks offer many new and modern profiles but make sure to check out all the options including glass, copper and concrete.

FAUCETS

Considered the centerpiece of the bathroom, faucets offer every style imaginable from sleek and modern to classic and antique. Touch technology is also popular.

CHOOSING FIXTURES

Your bathroom is made up of all types of fixtures – some big, some small, but all important. The fixtures you choose have the widest range of impact on both your style and your budget. Way-Mar works with their suppliers to offer quality products in all price ranges so you can choose the right look at the right price.

This guide will help you understand what fixtures you need and the choices to consider for each.



LIGHTING

Any light will brighten the room, so make sure it also sets the mood.

WALLS

Ceramic and stone finishes best manage the high humidity levels of a bathroom.

COUNTER TOP

Laminate, granite and quartz provide long lasting beauty in almost any pattern and colour

VANITY

Standard or custom? Available in all shapes and sizes, or custom build your own to perfectly fit your space and style.


TUB

Classic beauty, massaging jet streams or rejuvenating bubbles? The right tub will be a combination of style and relaxation.

FLOORING

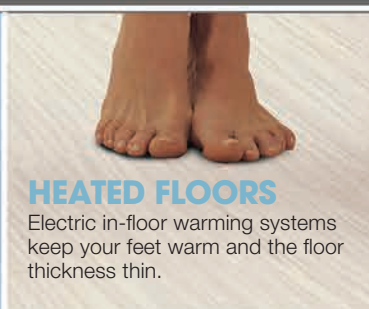
The best hard surface options for bathroom floors include stone, ceramic or vinyl.

TRENDS



WALK-IN SHOWERS

It doesn't get easier or more stylish than a shower with no door.



HEATED FLOORS

Electric in-floor warming systems keep your feet warm and the floor thickness thin.

RIGHT HEIGHT TOILETS

You'll be surprised what a few inches in height does for comfort and ease of use.





YOUNG FAMILY LIVES IN THEIR HOUSE DURING SECOND STOREY ADDITION



BEFORE

The Stork's bungalow was too small for their growing family.

Living through a renovation can sometimes be a challenge. But when that renovation involves adding an entire second storey, it's a big deal. Now try managing an active toddler and being pregnant all at the same time.

Brittany and Michael Stork did just that, along with the help of Way-Mar.

"As soon as we had one child, we knew our one bedroom and

“It was an amazingly creative project to think that we actually lived here throughout it and what Way-Mar did to accommodate that.”

a bathroom just wasn't going to work,” said Brittany. And that was before discovering she was pregnant with their second son, Eli.

Michael and Brittany had strong intentions of managing this project on their own with drawings and permits in place and ready to go. As things can sometimes go in life, the renovation turned out to be a bigger job than expected. That was when they called Way-Mar.

“We had the drafting all done,” explains Michael, “so it was easy for Way-Mar to just step in and take over the project.”

The project comprised of doubling the amount of living space by adding a second floor that included a large sitting room, a future office and a new master bedroom with ensuite and walk-in closet.

Outside, the Storks also wanted a new wrap-around porch that would connect their larger side yard and make it easier to access.

The challenge was to add a second storey without losing the charm and character similar to the homes of their older neighbourhood. An even greater challenge was their goal of living in the house during the renovation with an active toddler and a baby on the way.

“It was an amazingly creative project to think that we actually lived here throughout it and what Way-Mar did to accommodate that,” said Brittany.

“They tore off a third of the roof, built out that section, did the next third, built out that section and then they did the last third,” shared Michael. “It was always livable.”

Even though living in the middle of a renovation has its challenges, working with Way-Mar was a painless experience for Michael and Brittany.

“We just trusted everybody,” said Brittany, “We pretty much left our house open and people were coming in and

out. They were just so dependable and reliable – all very good people.”

Throughout their renovation process, the Storks came to appreciate the expertise and suggestions of Way-Mar through Darrell Martin, their Project Manager.

“He really listened to us and let us have our ideas, and then when we asked he gave us suggestions too,” explains Brittany.

This was especially true when it came time to decide on siding type and soffit colour. Based on Darrell's recommendation and their own research, Brittany and Michael chose cement board siding for its longevity and fire rating.

Admittedly things felt a little crazy at times, but Michael and Brittany were always able to openly discuss their concerns with Darrell.

“Any time we wanted an update or weren't sure if we were on budget, we asked Darrell,” explains Brittany. “He would come and have a sit down meeting with us and we'd go over the plan item by item. He always took the time for us, so we always knew where we were at.”

And now with the renovation complete, baby Eli born and a second floor worth of living space, the Storks are settling into life's new normal.

“We are still amazed at how fast it did go,” said Brittany. “They pretty much stuck to their schedule and the things that took longer were beyond their control.”

Michael's one word answer about recommending Way-Mar to others says it all, “absolutely.”

Brittany has already done so. “A few of the neighbours and people have asked who we had and we say we have no concerns recommending them. They're awesome.”



Hidden compartment maximizes storage space.



New master bedroom and ensuite on the second floor.



Open concept second storey family room.

PUTTING IT ALL TOGETHER

THE ART OF INTERIOR DESIGN & DECORATING

F

or some of us, interior design and decorating can be summed up as, “I know what I want, I just don’t know what I want.” Seeing the big picture can get a little difficult, especially when staring at two thousand paint colours and trying to match it with flooring samples. Add in counter tops and fixtures and the task becomes downright daunting. If that’s how you feel, you might want to consider hiring an Interior Design / Decorator.

Rose Frey is a certified Interior Design / Decorator at Way-Mar and has helped numerous clients work through the arduous details required to pull off gorgeous renovations without the headaches.

“Recently a client told me, ‘we want a stunning bathroom, we just don’t know how to get there,’” says Rose. “That’s where I come in.”

From bathrooms to kitchens, each room serves a purpose but can look and feel very different just based on the chosen finishes.

“As an Interior Design / Decorator, I work with people to discover what type of atmosphere they are looking to create,” explains Frey. “What I like to do is identify a piece of furniture, painting or one specific item that they want to have in the room. That is what I can springboard off to create the scheme they are looking for.”



From that point, Rose goes to work sourcing all the pieces from local suppliers that will be needed to perfectly finish the room. This includes paint colours, flooring samples, cabinetry, countertops, sinks, faucets and light fixtures. Depending on the customer, Rose even sources the smallest details such as door knobs or major centerpieces including furniture.

“I enjoy putting it all together and seeing the big picture,” says Rose.

When asked, Rose’s clients are ecstatic with their finished home renovation projects, largely in part to Rose’s advice.

Richard Roth recently hired Rose to help with his new kitchen renovation.

“Rose was very helpful in choosing the style and colors,” said Roth, “her knowledge in all areas was greatly appreciated.”



Interior Design/Decorator Rose Frey shows off a recent kitchen renovation that she helped design.

Interior decorating is certainly an art form for Rose, involving a creative process that is driven from a passion for crafting the right look of colours, patterns and textures. “It’s the type of thing that I can’t shut off,” says Rose. “When I’m working on a project, I’m thinking about it all the time.”

Starting out, Rose’s knack for decorating was quickly noticed by her friends. Soon those friends were asking for her help decorating their own homes, which she gladly did. And then one day a friend encouraged Rose to pursue interior decorating more seriously by taking courses. Doing exactly that, Rose achieved her diploma in Interior Design and Decorating.

Already working at Way-Mar, Rose easily stepped into her consulting role and was able to help customers who were looking for that extra guidance in their home improvement projects.

“I can picture the whole finished room in my mind and a lot of people can’t do that,” explains Rose. “Helping people achieve the look they want is what I love doing.”

For many of us, Rose’s help is help indeed, and that big picture soon becomes picture perfect.

Getting to know WAY-MAR®



PROFILE:

NAME:
DARRELL MARTIN

POSITION:
PRESIDENT & CEO

TIME WITH WAY-MAR:
17 YEARS

PROFILE:

NAME:
FRED KUEPFER

POSITION:
SPRAY FOAM INSULATION
INSTALLER

TIME WITH WAY-MAR:
7 YEARS

How did you get started in the Home Renovations business?

I started doing construction right out of school, mostly agricultural at first. When I joined Way-Mar, I shifted over to residential renovations.

What do you believe has made Way-Mar a success over the past 40 years?

We provide our customers with a quality product at a fair price. We also have a very dedicated and talented team.

When did you direct your first church musical production?

I co-directed my first musical in 1985. It was called *Friends*. Since then I've directed about 10 more.

What would you say is your favourite musical production?

Of the musicals I've directed, my favourite is *The Choice*. My favourite professional show is *Les Misérables*. I really love the story and the music.

At Way-Mar, have you always been a spray foam installer?

Yes

How do you breathe in your suit?

The suit has a dedicated air supply so that I always have fresh air

Would you say foam is a liquid or a solid?

Its both. Its liquid until it sprays out of the gun and then turns to solid

Have you ever made a foam sculpture?

Yes – I made a torso out of foam for a sign company

Does having the largest truck at Way-Mar give you any greater respect?

No, definitely not.

Some of our Recent Projects



◀ DECORATIVE SIDING ACCENTS

For a unique, personal style, decorative cement board siding was used on the front facing bump-outs of this two-storey home. Cement board is a durable siding option available in many finishes, each providing an authentic wood grain appearance.



◀ COPPER TOP

As part of this home's complete exterior facelift, Way-Mar designed this beautiful new entry system. A concave copper roof was chosen to provide an accent piece that gives this home a stunning curb appeal.



◀ FRONT PORCH LIVING

Way-Mar provided a fresh breath of life to this front porch including a new aluminum railing system, matching support columns and a tile floor. Exterior tile flooring is an excellent choice to give your outdoor living space a long-lasting, bold, beautiful finish.

Contact us today to find out how we can help with your next renovation project.

www.waymar.ca

519.699.4236



Cloudy Windows?

You Never
Know What
You'll Miss.



Are your old windows keeping you from seeing clearly? When the seal breaks on insulated glass windows, moist air is allowed between the panes, resulting in clouded glass. Way-Mar knows windows and our experts will help you choose the right replacement window to fit your style and your budget. Don't let life pass you by unnoticed, call Way-Mar today.



519-699-4236
www.waymar.ca